

# FT-330 Series – NSF Approved Materials

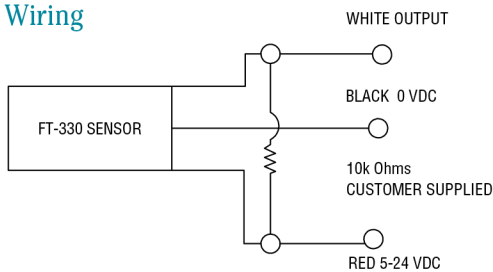
- ▶ High Accuracy:  $\pm 2\%$  of reading
- ▶ High repeatability:  $\pm 0.5\%$  of reading
- ▶ Overmolded electronics with integral cable strain reinforcement
- ▶ Measures flow rates from .2 to 4 GPM
- ▶ Lightweight plastic design for multiple mounting positions

The FT-330 is a highly accurate and repeatable, Hall Effect turbine flow sensor designed for low flow OEM applications. This low cost, NSF Std. 61 listed flow sensor is ideal for water or beverage dispensing applications or any application with water based liquids. The 316SS shaft coupled with Delrin® bearings allows for accurate measurements during quick dispensing cycles. The sensor's standard power and output specifications make it easy to retrofit existing controllers.

## Specifications

<b>Materials</b>	
<b>Body</b>	Glass Reinforced PPO (Noryl)
<b>Turbine</b>	PA Composite (Nylon)
<b>Axle</b>	316 Stainless Steel
<b>Bearings</b>	Delrin® (Polyoxymethylene, POM)
<b>Inlet/Outlet Ports</b>	3/8" NPT Male
<b>Pressure</b>	
<b>Operating</b>	200 PSIG
<b>Burst</b>	1000 PSIG
<b>Operating Temperature</b>	-4°F to 176°F (-20°C to 80°C)
<b>Viscosity</b>	32 to 81 SSU (1.8 to 16 Centistokes)
<b>Recommended Filtration</b>	< 50 Microns
<b>Input Power</b>	5 to 24 VDC @ 8mA
<b>Output (Hz)</b>	NPN Sinking Open Collector @ 25mA Maximum leakage current 10µA (5k to 30k Pull-Up Resistor Required)
<b>Accuracy</b>	$\pm 2\%$ of reading
<b>Repeatability</b>	$\pm 0.5\%$ of reading
<b>Electrical Connection</b>	3 ft PVC cable #22 AWG
<b>Approvals</b>	NSF Std. 61 listed, RoHS

## Wiring



## How To Order

Specify Part Number based on flow rate measuring capability.

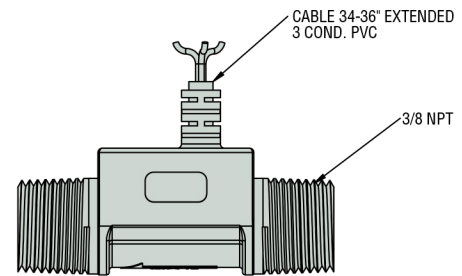
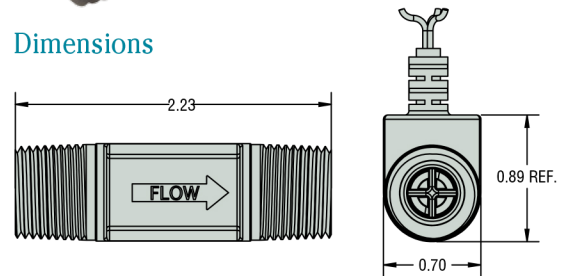
Flow Range		Frequency Out	Pulses Per Gallon	Pulses Per Liter	Part Number
GPM	LPM				
0.2 to 2	0.8 to 7.6	34 to 343 Hz	10,313	2724	<b>226000</b> ⚡
0.4 to 4	1.5 to 15	29 to 343 Hz	4,994	1319	<b>226100</b> ⚡

⚡ – Stock Items.

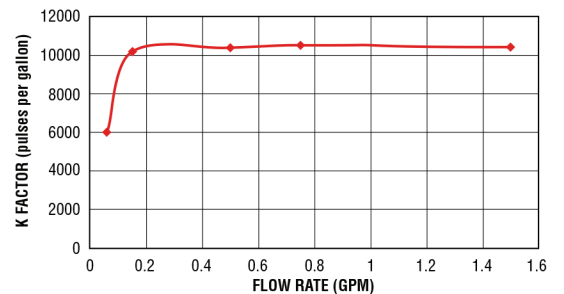


NSF approved

## Dimensions



## K-factor Chart\* - Part Number 226000



\* Consult factory for P/N 226100 K-factor chart

## Pressure Drop—Typical

