

# FS-400P Series – Low Cost Units for Plastic Piping

**Flow Rate Settings:** 0.5 GPM or 2.0 GPM  
**Port Size:** 3/4" or 1" IPS  
**Primary Construction Material:** Clear PVC  
**Setting Type:** Fixed

Designed for low cost flow/no-flow monitoring. This series is available with a clear transparent PVC housing which is ideal for use where visual flow confirmation is desirable. These corrosion-resistant switches offer broad chemical compatibility. With only one moving part, their rugged construction offers long life with minimum maintenance. Ideal for water heating or purification, equipment cooling and general chemical processing use.

## Specifications

<b>Materials</b>	
Housing, Shuttle and Bonnet	PVC
O-Ring	Buna N
Other Wetted Parts	Epoxy
<b>Operating Pressure, Maximum</b>	
	120 PSIG (8.3 bar) @ +70°F to +100°F @ +21°C to +37.8°C
	50 PSIG (3.4 bar) @ +101°F to +120°F @ +38.3°C to +48.9°C
<b>Operating Temperature, Maximum Clear Version</b>	
	+120°F (+48.9°C)
<b>Set Point Accuracy</b>	± 20%
<b>Set Point Differential</b>	20% Maximum
<b>Switch*</b>	SPST, 20 VA N.O. @ No Flow
<b>Inlet/Outlet Ports</b>	3/4" or 1" IPS and 1/2" NPT
<b>Mounting Attitude</b>	Vertical, Inlet Down
<b>Electric Termination</b>	No. 22 AWG, 24" L., PVC Lead Wires

\*See "Electrical Data" on Page X-5 for more information.

## How To Order – Standard Models

Specify Part Number based on material and port size.

PVC Material	Port Size	Actuation on Increasing Flow	Part Numbers
Clear	1/2" NPT*	0.5 GPM ±20%	135805 ⚡
	3/4" IPS	0.5 GPM ±20%	135810 ⚡
	1" IPS	2.0 GPM ±20%	135815 ⚡

\*3/4" IPS model with 1/2" NPT port adapter installed.

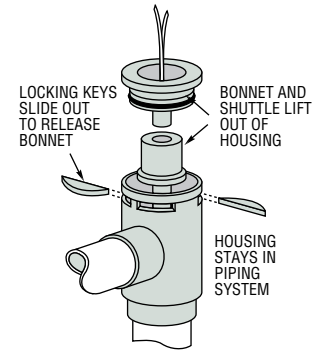
Notes:

- Care should be taken by specifiers to ensure fluid compatibility with the above listed wetted materials.
- Use of 150 micron filtration is recommended.

⚡ – Stock Items.



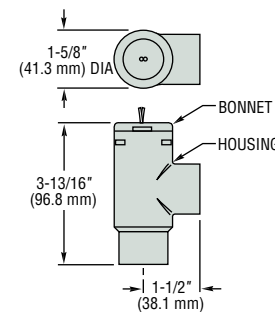
U.L. Recognized —  
 File No. E31926  
 CSA Listed —  
 File No. LR30200



Cleanout is quick and easy. Two locking keys slide out to allow removal of a one-piece bonnet and shuttle assembly. Housing and piping are left undisturbed.

## Dimensions

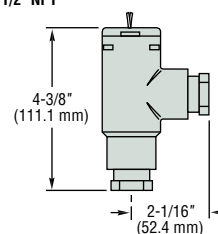
3/4" IPS Size (Both Ports)



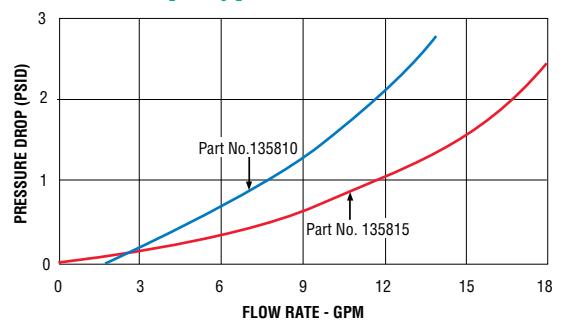
1" IPS Size (Both Ports)  
 (All other dimensions are the same as 3/4" size)



1/2" NPT



## Pressure Drop - Typical



Tests conducted with units in vertical position (lead wires up) with water at +70°F (21°C).